

WRMRC



WILDERNESS RISK MANAGEMENT CONFERENCE

www.nols.edu/wrmrc | (800) 710-6657 X3

This document may not be reproduced
without the consent of the author
10/12

INTELLECTUAL RISK

WRMIG



**OUTWARD
BOUND**



WILDERNESS RISK MANAGEMENT CONFERENCE

www.nols.edu/wrmc | (800) 710-6657 X3

This document may not be reproduced
without the consent of the author. 10/12

RISK

WRMIG



**OUTWARD
BOUND**



WILDERNESS RISK MANAGEMENT CONFERENCE

www.nols.edu/wrmc | (800) 710-6657 X3

This document may not be reproduced
without the consent of the author. 10/12

WRMIG



**OUTWARD
BOUND**



WILDERNESS RISK MANAGEMENT CONFERENCE

www.nols.edu/wrmc | (800) 710-6657 X3

This document may not be reproduced
without the consent of the author. 10/12



This document may not be reproduced
without the consent of the author. 10/12



WRMRC



**OUTWARD
BOUND**



WILDERNESS RISK MANAGEMENT CONFERENCE

www.nols.edu/wrmrc | (800) 710-6657 X3

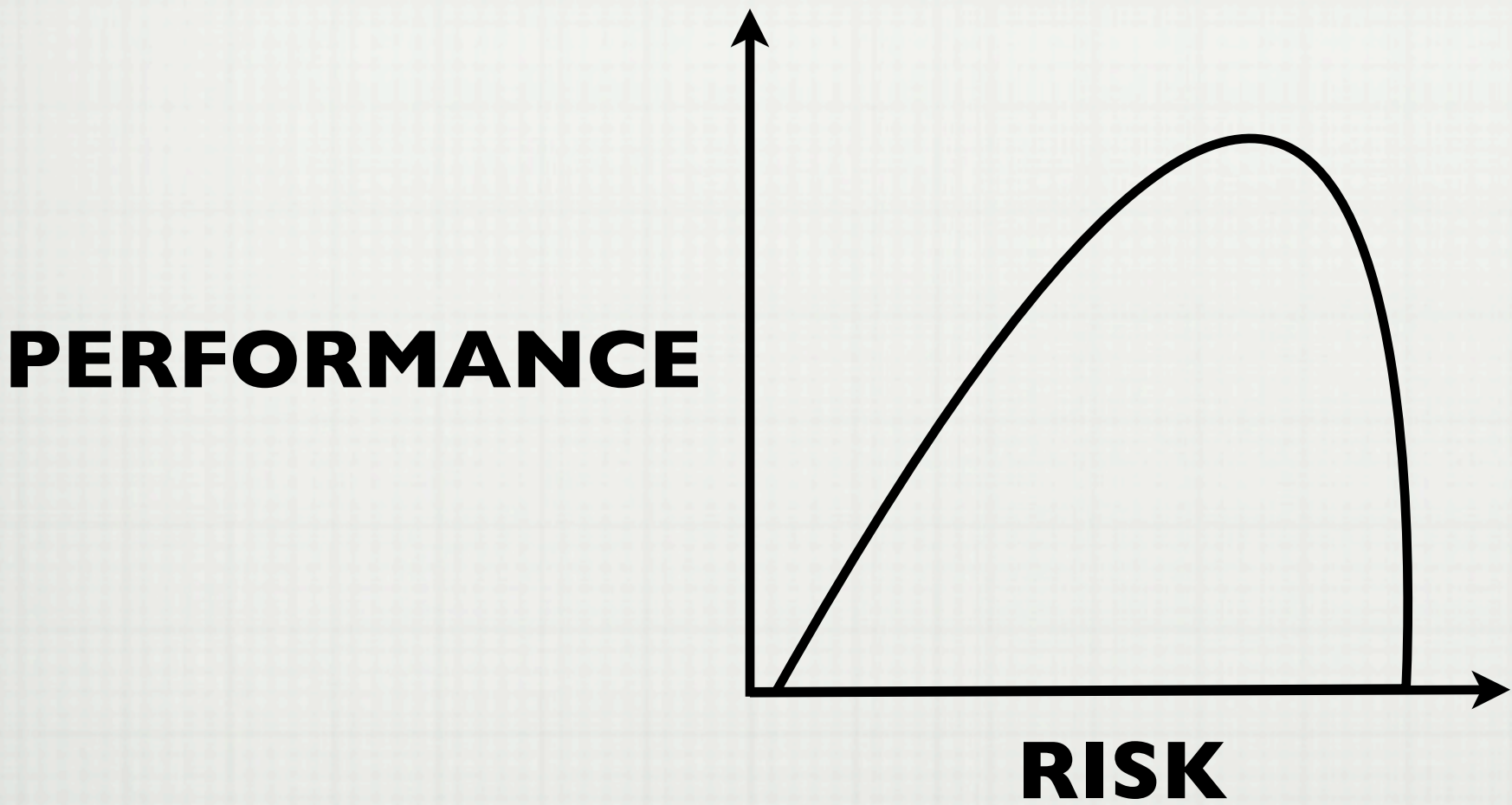
This document may not be reproduced
without the consent of the author 10/12

WHY USE RISK?

This document may not be reproduced
without the consent of the author. 10/12



This document may not be reproduced
without the consent of the author. 10/21/12



ADAPTED FROM KALISCH'S MODEL AS CITED FROM SULLIVAN

PHYSICAL RISK



www.nols.edu/wrmc | (800) 710-6633

WPRMIG



OUTWARD
BOUND



WILDERNESS RISK MANAGEMENT CONFERENCE

This document may not be reproduced
without the consent of the author. 10/12

EMOTIONAL RISK



WRMVC
WILDERNESS RISK
www.nols.edu

CONFERENCE
(800) 710-6657

This document may not be reproduced
without the consent of the author. 10/12

INTELLECTUAL RISK



www.nols.edu/wrmc

WILDERNESS RISK MANAGEMENT CENTER

WRMIG



KOLS

OUTDOORS

LEADERSHIP

PROGRAM

2012

©

2012

2012

2012

2012

2012

2012

2012

2012

2012

2012

2012

2012

2012

2012

2012

2012

2012

2012

2012

2012

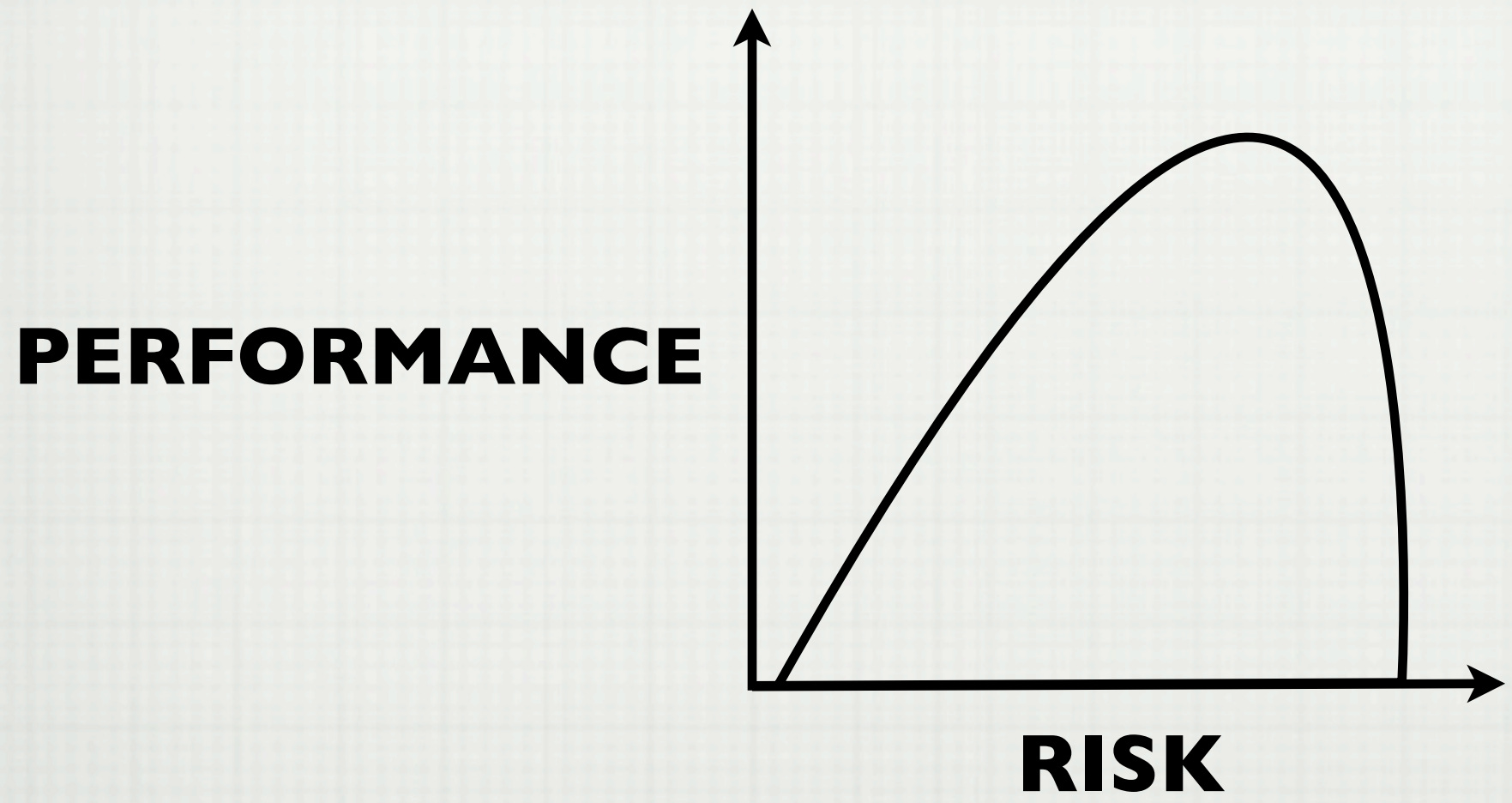
2012

2012

2012

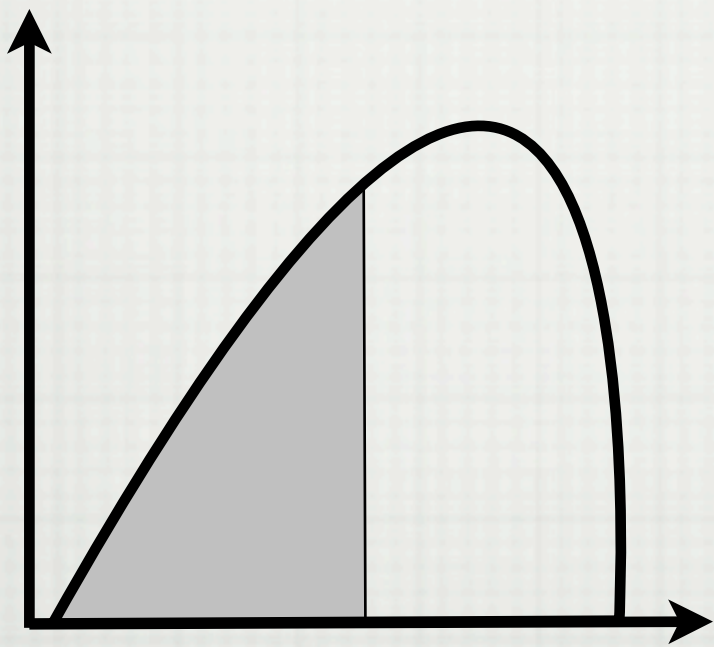
ment may not be reproduced
the author

This document may not be reproduced
without the consent of the author. 10/12

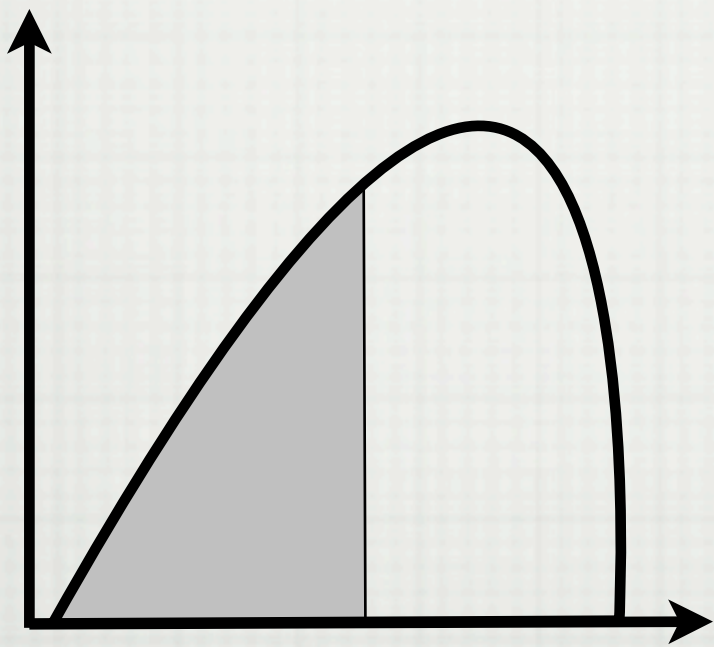


KALISCH'S MODEL AS CITED FROM SULLIVAN

INTELLECTUAL RISK



INTELLECTUAL RISK



www.nols.edu/wrmc (800)

WRMVC

WILDERNESS RISK MANAGEMENT CONFERENCE
NOLS
OUTWARD
BOUND
SCA

This document may not be reproduced
without the consent of the author. 10/12

WRMRC



**OUTWARD
BOUND**

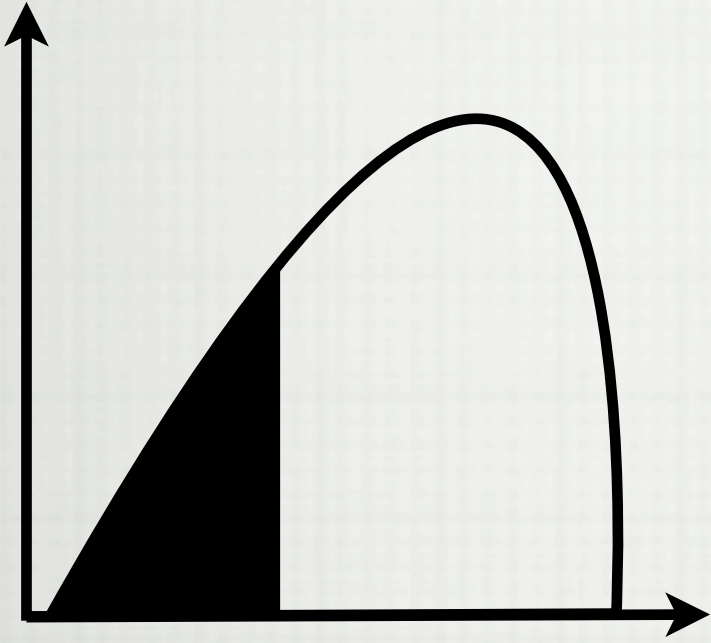


WILDERNESS RISK MANAGEMENT CONFERENCE

www.nols.edu/wrmrc | (800) 710-6657 X3

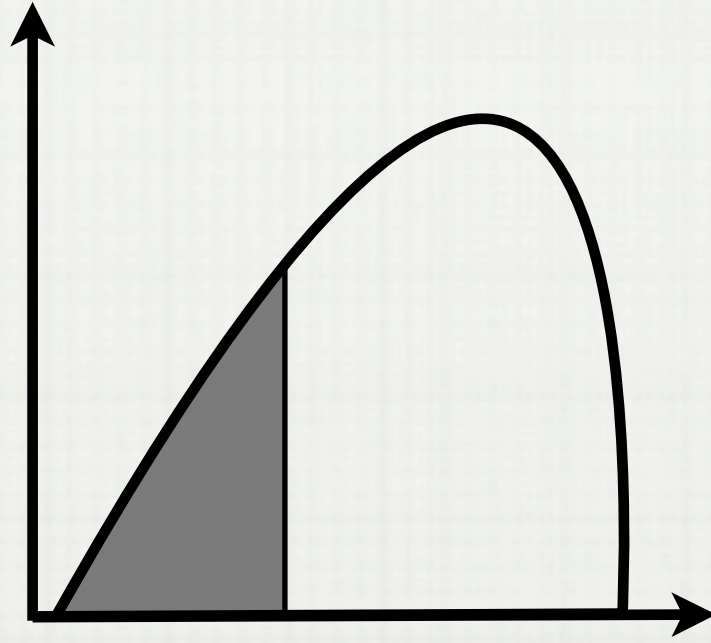
This document may not be reproduced
without the consent of the author. 10/12

TOTAL RISK



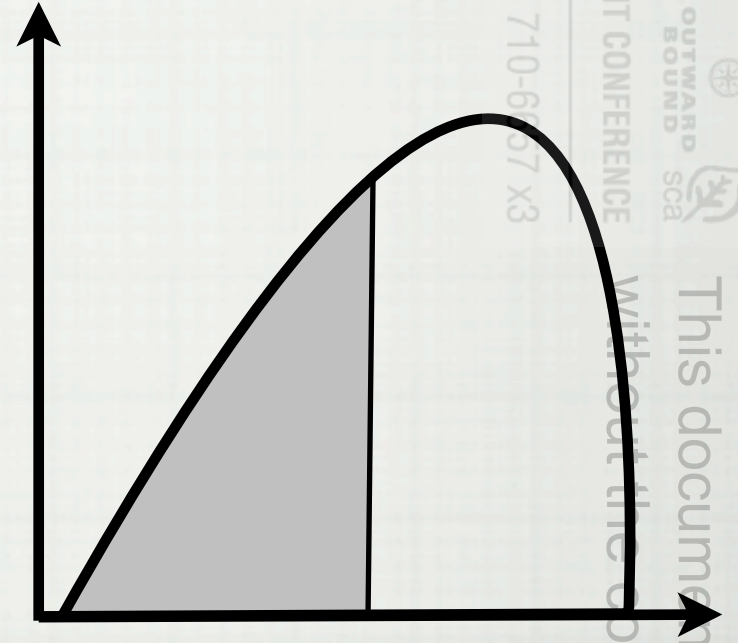
PHYSICAL RISK

+



EMOTIONAL RISK

+

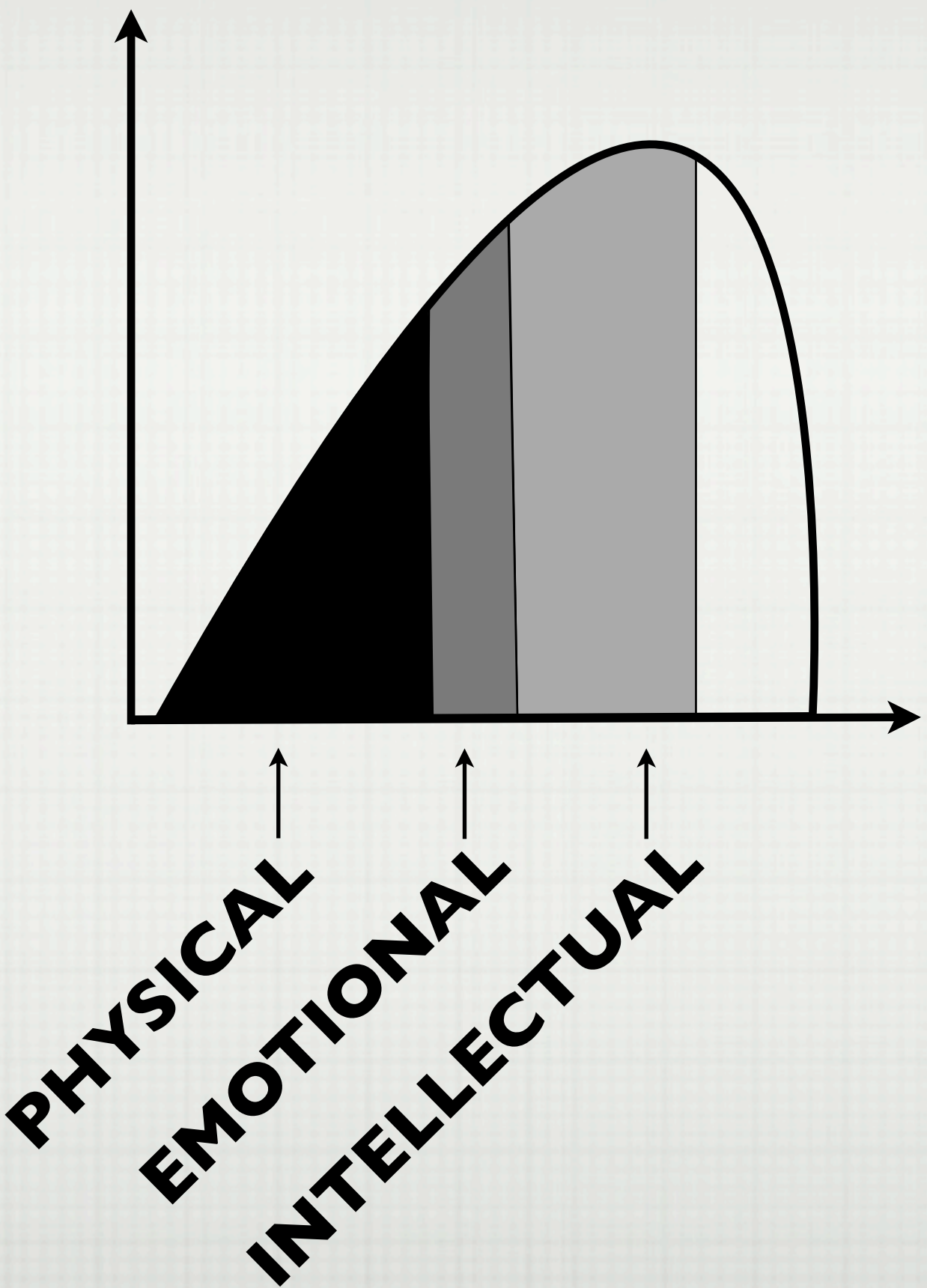


INTELLECTUAL RISK

www.nols.edu/wrmc | (800) 710-6697 x3

This document may not be reproduced without the consent of the author. 10/12

This document may not be reproduced
without the consent of the author. 10/12



WRMRC



**OUTWARD
BOUND**



WILDERNESS RISK MANAGEMENT CONFERENCE

www.nols.edu/wrmrc | (800) 710-6657 X3

This document may not be reproduced
without the consent of the author.

ENVIRONMENT OF RISK TAKING

07/2



WHAT IS YOUR GOAL?

This document may not be reproduced without the consent of the author. 10/11

WRMRC

WILDERNESS RISK MANAGEMENT CONFERENCE

www.nols.edu/wrmc | (800) 710-6657 X3



ACTION ITEM #1

WRMIG



**OUTWARD
BOUND**



WILDERNESS RISK MANAGEMENT CONFERENCE

www.nols.edu/wrmc | (800) 710-6657 X3

This document may not be reproduced
without the consent of the author. 10/12

ACTION ITEM #1

WRMRC



**OUTWARD
BOUND**



WILDERNESS RISK MANAGEMENT CONFERENCE

www.nols.edu/wrmrc | (800) 710-6657 X3

This document may not be reproduced
without the consent of the author. 10/12

ACTION ITEM #1

- During your next staff training, identify components in your curriculum which pose intellectual risk for your participants**

ACTION ITEM #1

- During your next staff training, identify components in your curriculum which pose intellectual risk for your participants**
 - Identify protective factors that will increase or decrease the risk experienced**

ACTION ITEM #1

- During your next staff training, identify components in your curriculum which pose intellectual risk for your participants**
 - Identify protective factors that will increase or decrease the risk experienced**

ACTION ITEM #2

WRMIG



**OUTWARD
BOUND**



WILDERNESS RISK MANAGEMENT CONFERENCE

www.nols.edu/wrmc (800) 710-6657 X3

This document may not be reproduced
without the consent of the author. 10/12

ACTION ITEM #2

WRMIG



**OUTWARD
BOUND**



WILDERNESS RISK MANAGEMENT CONFERENCE

www.nols.edu/wrmc | (800) 710-6657 X3

This document may not be reproduced
without the consent of the author. 10/12

ACTION ITEM #2

- When facilitating, assess each type of risk and the "total risk" being experienced by your participants.**

ACTION ITEM #2

- When facilitating, assess each type of risk and the "total risk" being experienced by your participants.**
 - Compare the experienced risk to your intended outcomes**

WRMIG



**OUTWARD
BOUND**



WILDERNESS RISK MANAGEMENT CONFERENCE

www.nols.edu/wrmc | (800) 710-6657 X3

This document may not be reproduced
without the consent of the author. 10/12

QUESTIONS?

WRMRC



OUTWARD
BOUND



WILDERNESS RISK MANAGEMENT CONFERENCE

www.nols.edu/wrmrc | (800) 710-6657 X3

This document may not be reproduced without the consent of the author. 10/25/12

QUESTIONS LATER?

JASON.LUTHY@LONGLLEAFMEDICAL.COM

WRMIG



**OUTWARD
BOUND**



WILDERNESS RISK MANAGEMENT CONFERENCE

www.nols.edu/wrmc | (800) 710-6657 X3